


An aerial photograph of a city at dusk. The sky is a deep purple and blue, with a snow-capped mountain peak visible in the distance. The city below is illuminated by the warm lights of the setting sun, with various buildings and structures visible. The foreground shows dark green trees and foliage.


Multnomah County Health Department Addressing Disabilities in Local Public Health Project

Health Promotion Survey Results April 10, 2007



Survey Committee


- **Willi Horner-Johnson**
Center on Community Accessibility
- **Audrey Sienkiewicz**
Department of Human Services' Arthritis Program
- **Danielle Bailey**
Portland State University Student
- **Sharon Vance**
Multnomah County Health Department
- **Noelle Wiggins**
Multnomah County Health Department
- **Christine Sorvari**
Multnomah County Health Department



Presentation Overview


- Background and Activities of the *Addressing Disabilities in Local Public Health Project*
- Survey Design, Methodology, and Considerations
- Survey Findings

Addressing Disabilities in Local Public Health Project: Background




- The Multnomah County Health Department received one of four small grants given to local health departments from the National Association of City and County Health Officials (NACCHO).
- The purpose of the pilot project was to help the Health Department begin to address the health promotion needs of people with disabilities in their clinics and community.

Community Partners: Steering Committee Members




- OHSU's Center of Excellence in Women's Health
- Vocational Rehabilitation
- Multnomah County Aging & Disability Services
- City of Portland
- State Independent Living Center
- CareOregon
- Center on Community Accessibility
- Portland State University
- AMHSA Advisory Council Member
- Disability Arts and Cultural Program
- Office of Emergency Management
- DHS: Seniors & People with Disabilities, Arthritis Program, Oregon Asthma Program, & Tobacco Prevention Education

Addressing Disabilities in Local Public Health Project: Activities




- **Emergency Registry:** Develop an emergency registry of people with disabilities in order to be able to provide appropriate services in the event of an emergency.
- **Health Promotion Summit:** Convene a meeting to establish a long-term agenda for health promotion programming with and for people with disabilities.
- **Health Promotion Survey:** Survey Health Department clients with disabilities to learn about their health promotion needs and interests.

Addressing Disabilities in Local Public Health Project: Activities




- **Emergency Registry:** Develop an emergency registry of people with disabilities in order to be able to provide appropriate services in the event of an emergency.
- **Health Promotion Summit:** Convene a meeting to establish a long-term agenda for health promotion programming with and for people with disabilities.
- **Health Promotion Survey:** Survey Health Department clients with disabilities to learn about their health promotion needs and interests.

Survey Design, Methodology, and Considerations




- Surveys were designed by members of the multi-agency Steering Committee, developed as part of the *Addressing Disabilities in Local Public Health Project*.
- The survey questions were based on stakeholder feedback and the existing literature on health promotion programming for people with disabilities.

Survey Design, Methodology, and Considerations




- Surveys were self-administered when possible, and read to participants when wanted/needed. Surveys were conducted in the waiting rooms of six primary care clinics operated by the Multnomah County Health Department.
- Survey staff approached all adult clients after they checked in and asked whether they would be interested in completing the survey.

Survey Design, Methodology, and Considerations




- Survey staff were Health Department staff and public health/nursing students.
- Written surveys were available in English and Spanish for all sites; and Spanish-speaking staff were available to conduct surveys at some of the clinics. Surveys in other languages were not available due to funding constraints.
- Due to time and budget constraints, a convenience, rather than a random sample of respondents was used.

Survey Design, Methodology, and Considerations



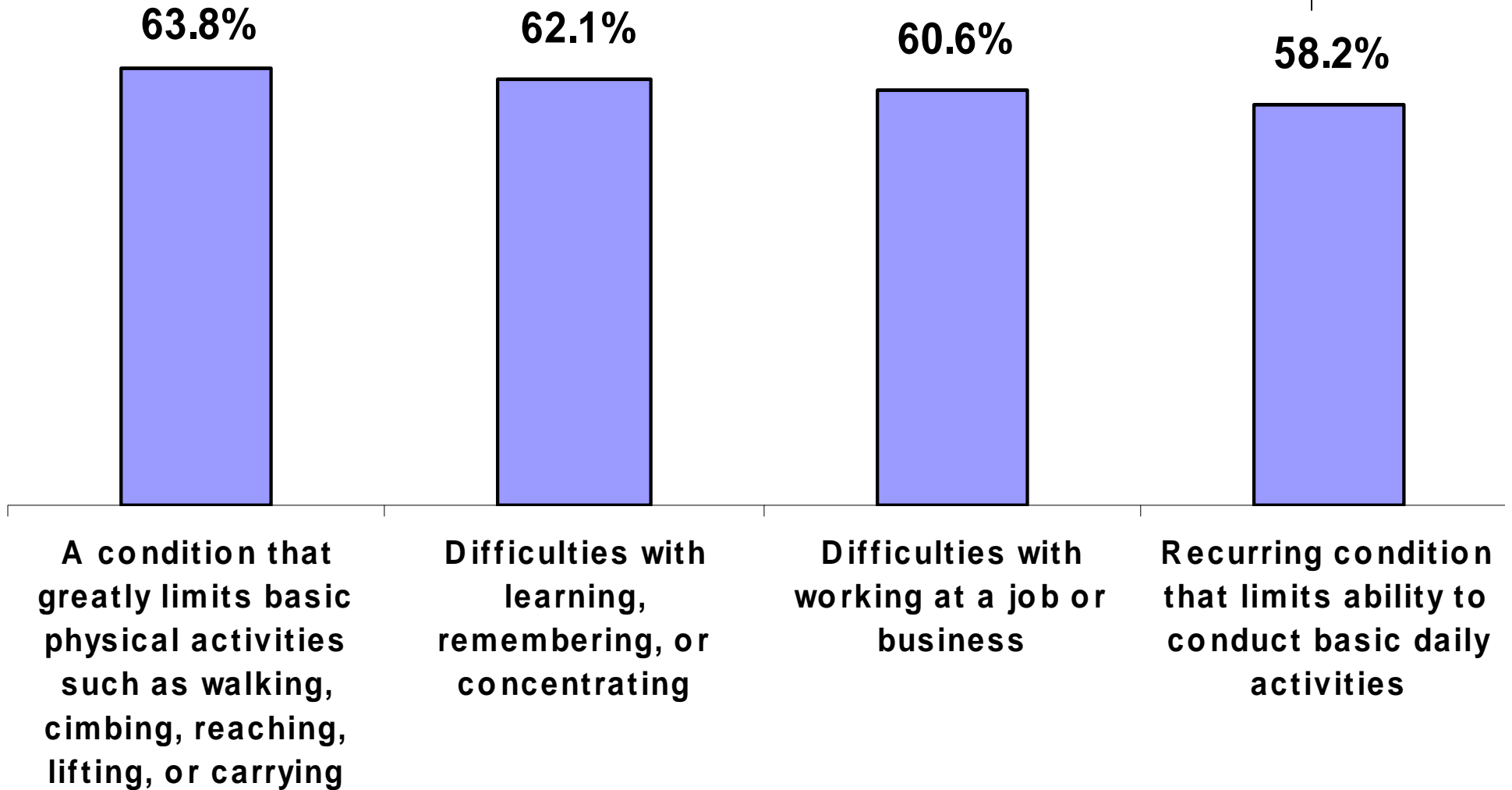
- Because of this, findings cannot be generalized to the larger population of primary care clients seeking care at the Health Department. Prevalence rates of disabilities cannot be determined from the survey results.
- However, findings **do** speak for the group of clients responding to the survey and **can** be used to inform future planning steps.



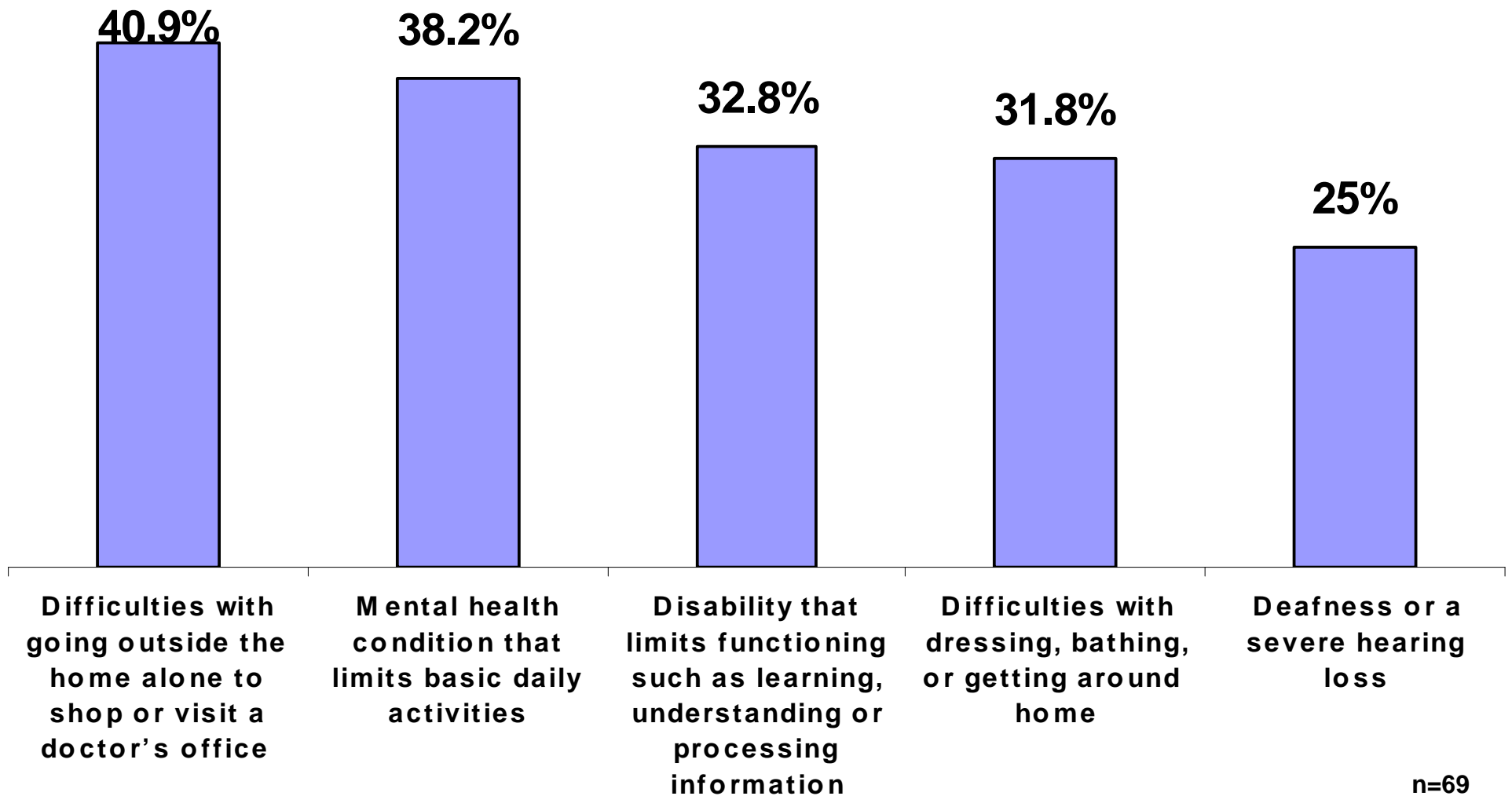
Survey Response

- **144** surveys were completed by individuals seeking health care in one of the Health Department's primary care clinics.
- Of these individuals completing a survey, **69** identified themselves as having a disability based on inclusion criteria.
- The findings presented here are for these **69** respondents.


Respondents Reporting that They Have the Following Conditions



Respondents Reporting that They Have the Following Conditions



“How would you name your disability/ies or impairment?”



“A result of a brain aneurism, nerve damage from right hip to left leg and foot, and depression.”


“Diabetic ulcers on both legs, can’t see out of right eye.”

“Nerve damage, chronic headaches, severe depression, PTSD, episodic psychosis, borderline personality disorder, anxiety, and paranoid schizophrenia.”

“Knee replacement, intense high blood pressure, headaches, stomach problems, use a walker to walk.”


“Deafness and mental health issues”

Characteristics of Respondents



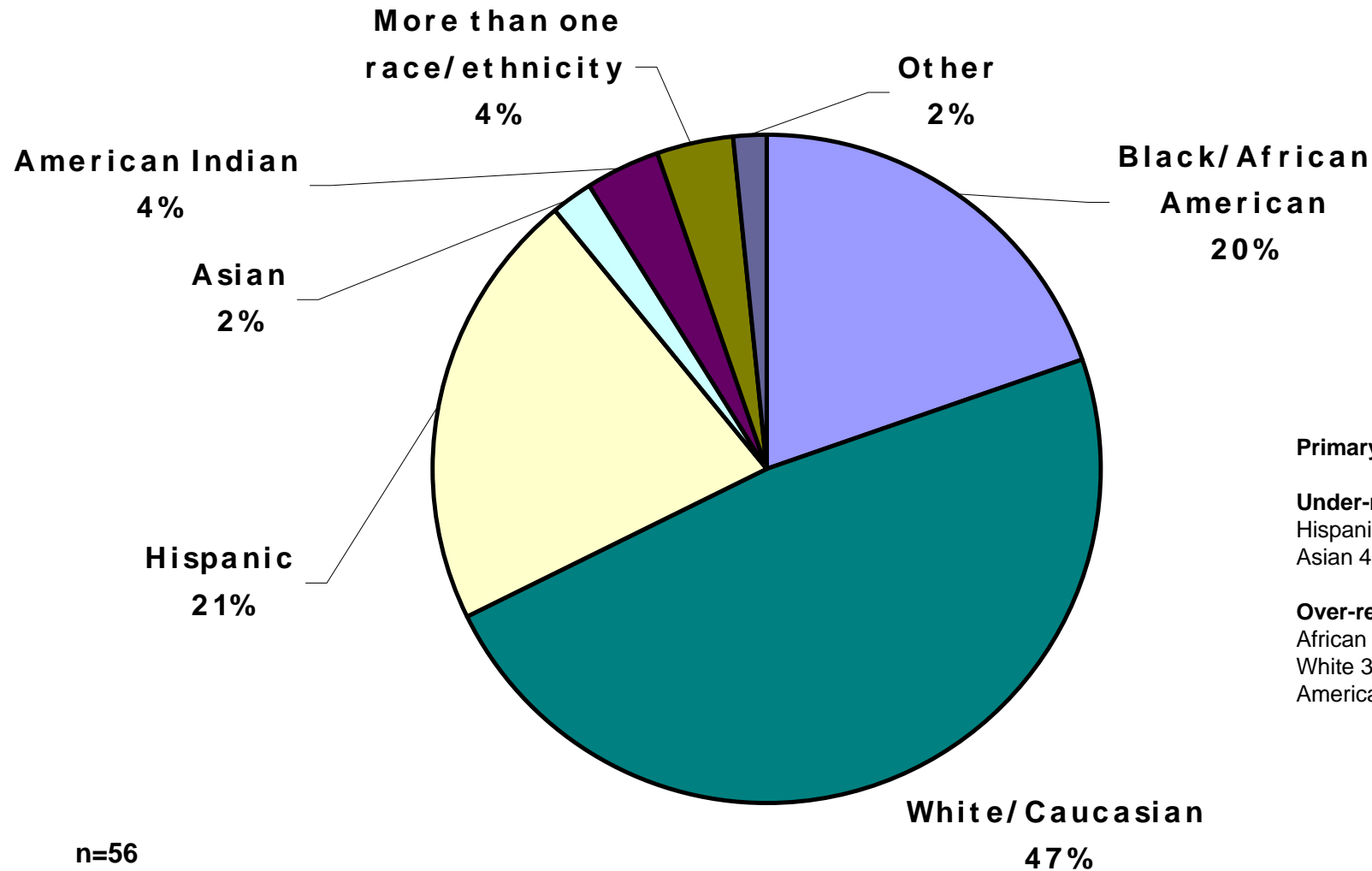

- Gender (n=53)
 - 51% female;
 - 49% male
- Language survey was completed in. (n=69)
 - 76.8% English;
 - 23.2% Spanish
- Age (n=52)
 - 46 years average (mean);
 - Range 19 to 79 years

Characteristics of Respondents



- **Interest in Health Promotion (n=52)**
92.3% want to know about health promotion activities, information and support when these become available.
- **Interest in getting Involved (n=52)**
65.4% are interested in sharing their opinions/thoughts and/or becoming involved with future planning of health promotion activities for people with disabilities.

Characteristics of Respondents: Race/Ethnicity



n=56

Primary Care FY 06

Under-represented:

Hispanic 38.2%

Asian 4.2%

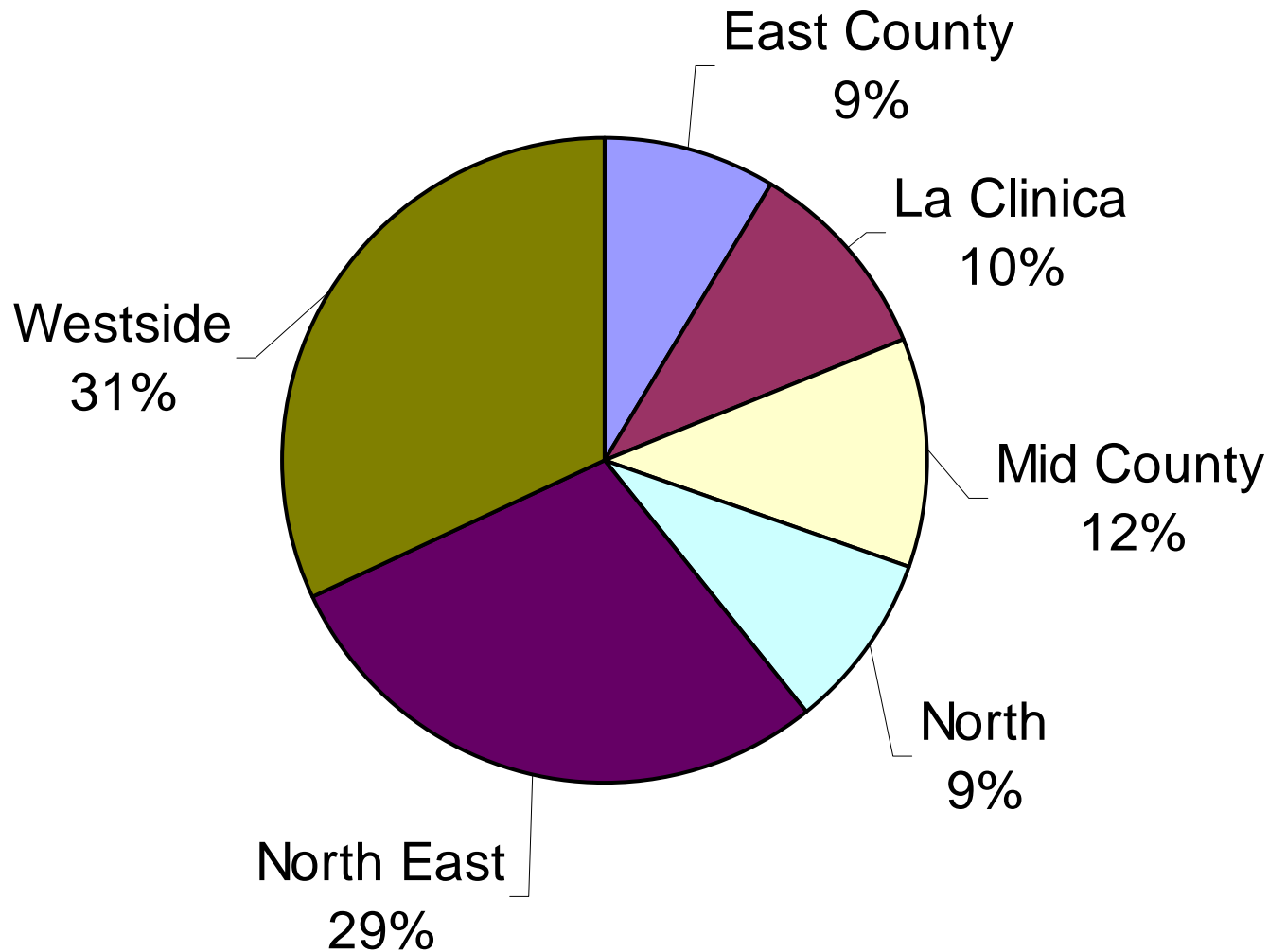

Over-represented:

African American 10.7%

White 36.6%

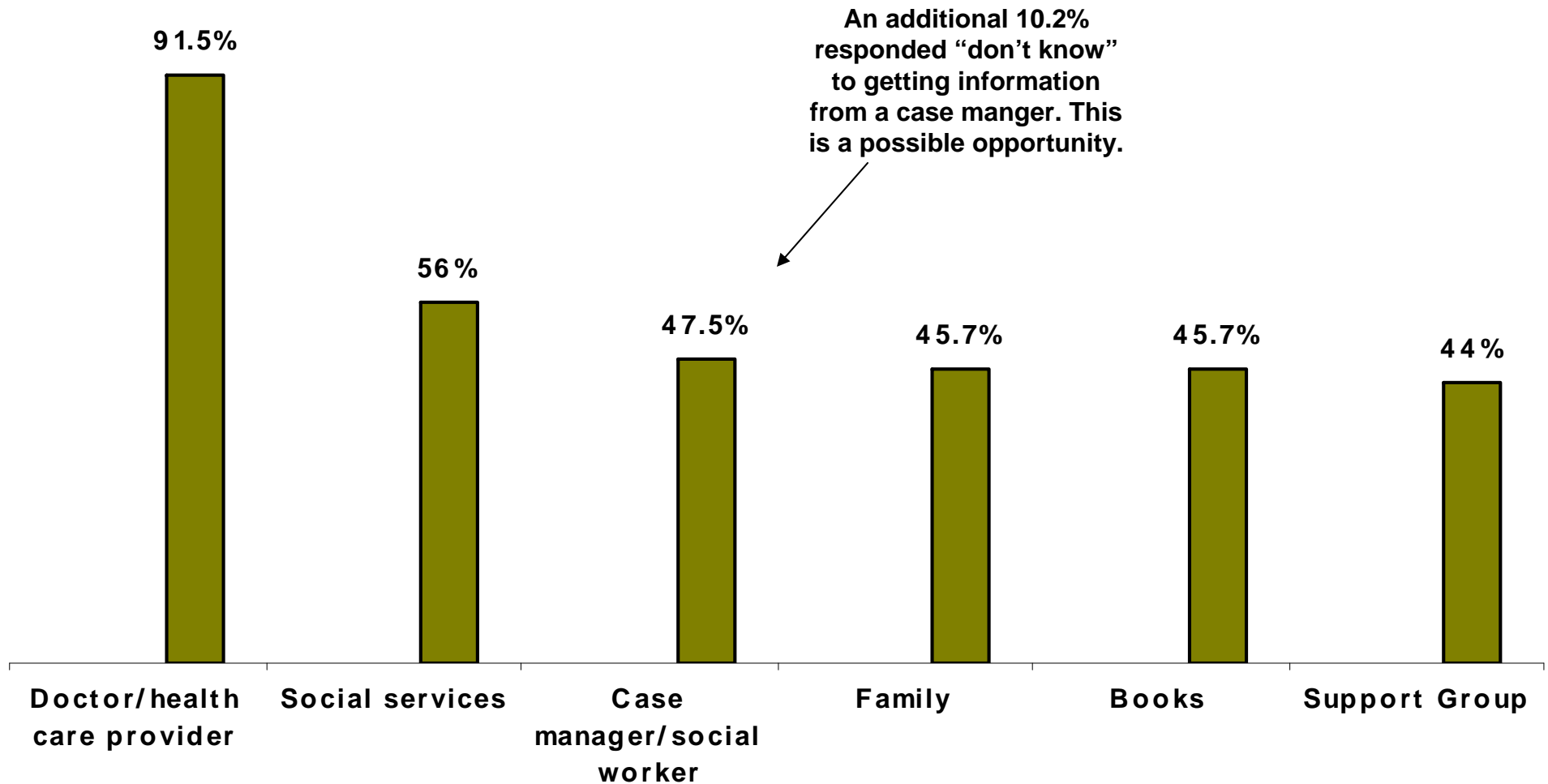
American Indian 0.5%

Characteristics of Respondents: Location of Survey



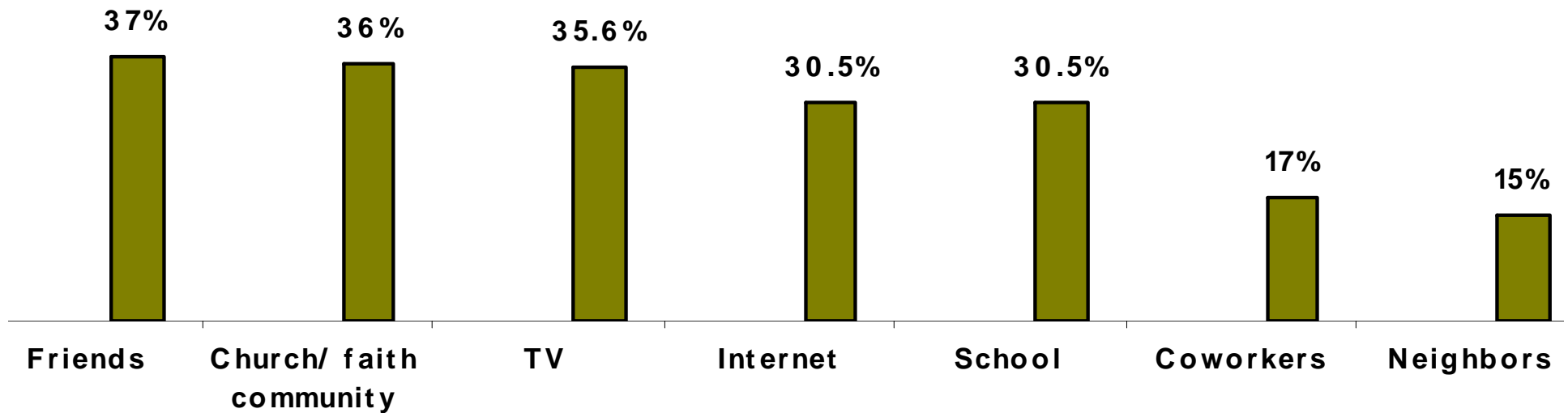
n=69

Where Respondents Want to Get Information about Taking Care of Their Health




n=59

Where Respondents Want to Get Information about Taking Care of Their Health




n=59

Satisfaction with Doctor or Health Care Provider




- 75% of respondents were satisfied with the information they were getting from their health care provider; 15% were dissatisfied. (n=59)
- 70% would like to get more information from them; 21% said that they would not. (n=58)
- 73% were satisfied with the treatment they were getting; 15% were dissatisfied. (n=52)

Examples of the Comments from Satisfied Respondents:




- “Doctors, nurses and social workers help a lot.”
- “Is very kind, patient and speaks clearly.”
- “I don’t have any insurance now and it helps me for now.”

Examples of the Comments from Dissatisfied Respondents:



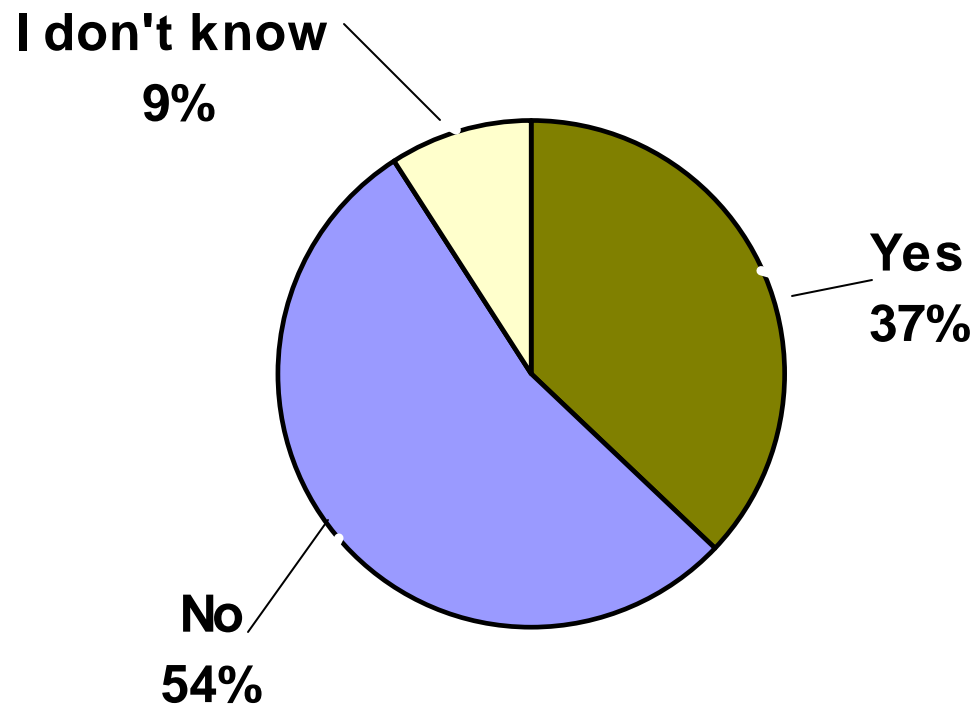

- “They’ve explained some of the problems, but not given answers to all or why it happened.”
- “To a degree, sometimes I hurt really bad, but he doesn’t believe in treating with any kind of pain medication and I feel it would help at times.”
- “Different doctors give different answers and treatments. I would like one doctor and have all information come from this one doctor.”

What Respondents Want More Information about from their Doctor or Health Care Provider



- Specific Health Conditions
- Health Devices
- Medication
- Pain Management
- Prevention and General Health

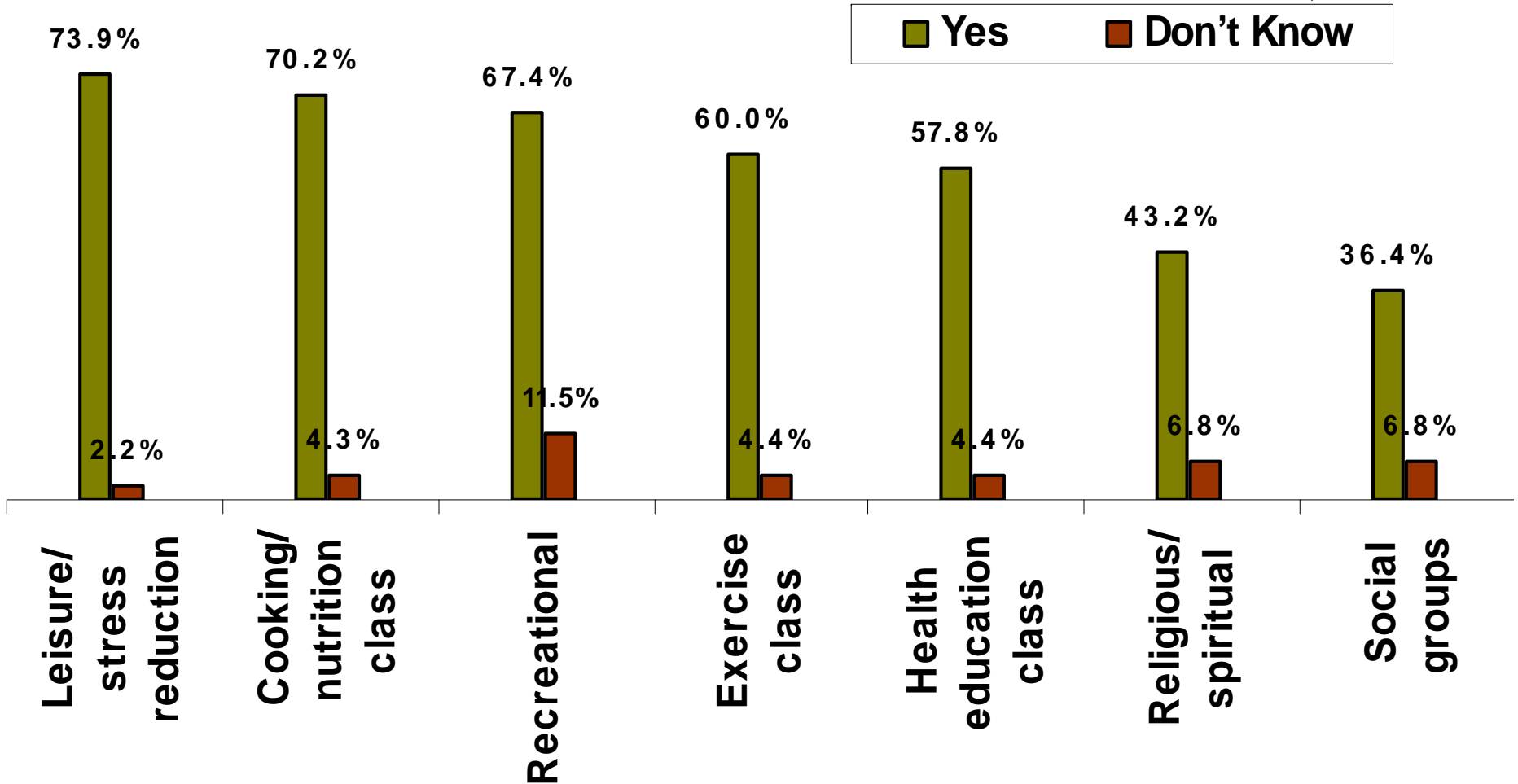

Do you have a nurse case manager or a social worker at this clinic?



This is important information for clinical management because respondents are eligible to receive this service.

n=54

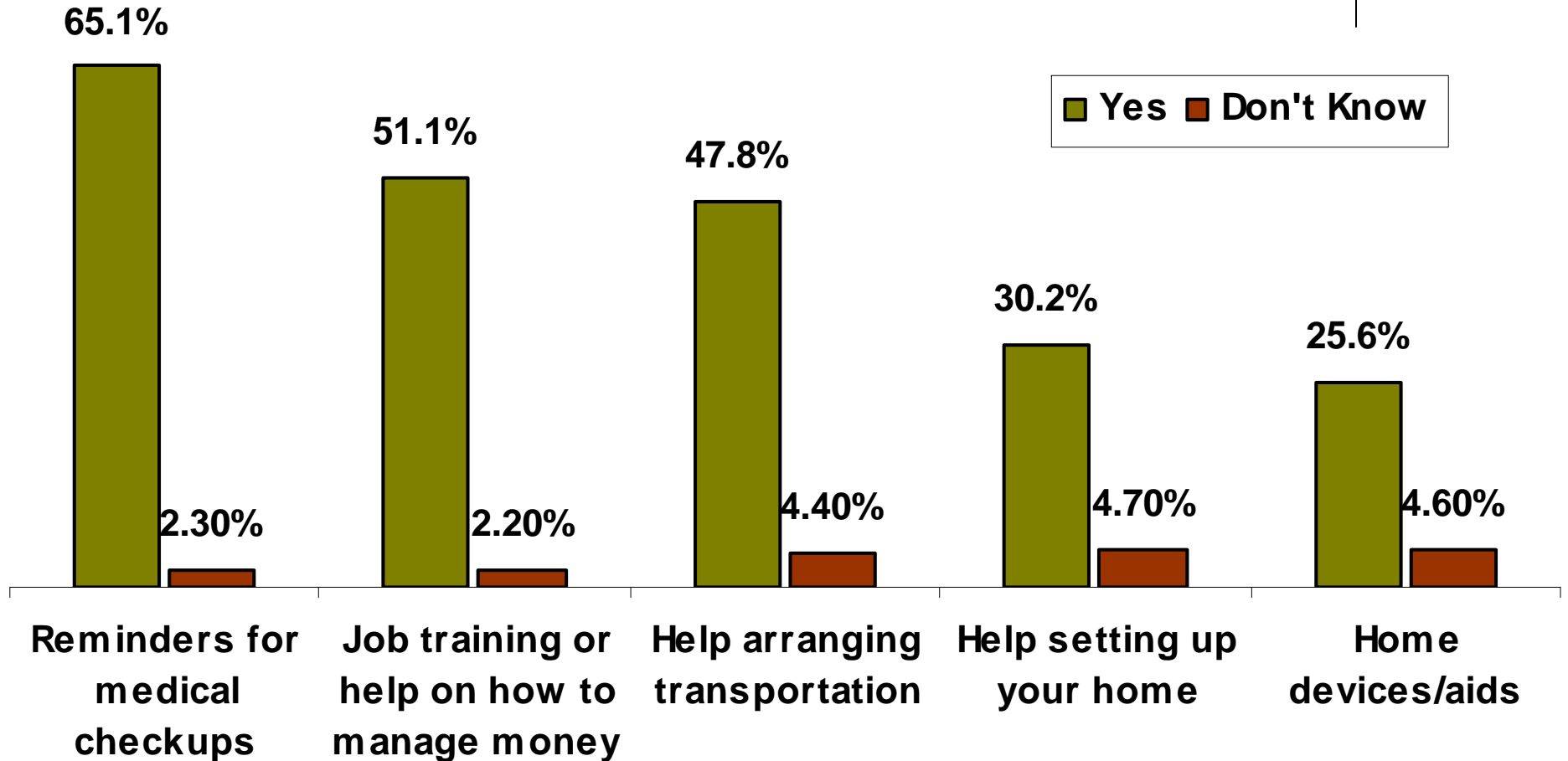

What health promotion activities would you be interested in?



n=43

“Bike riding,” “Help with SSI,” and “Money for furniture” were the other responses that were given.

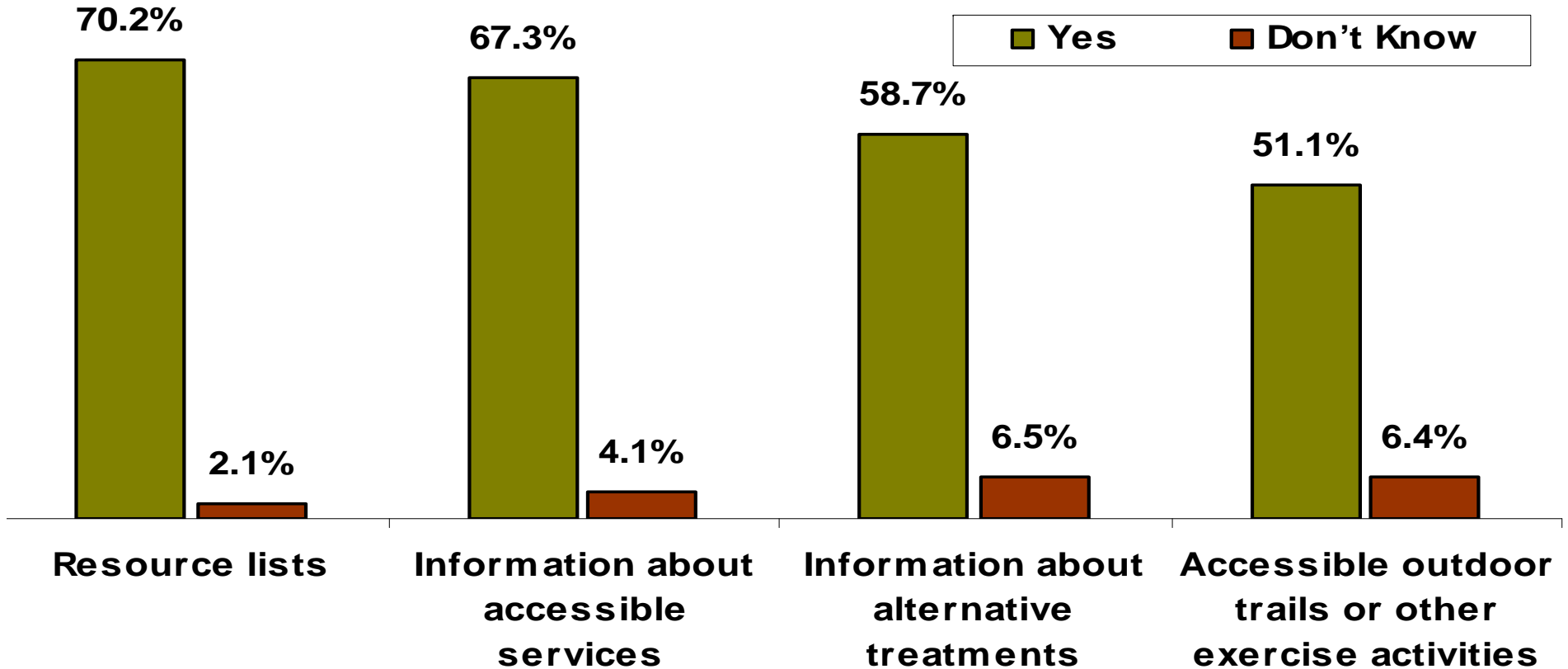

What health promotion supports would you be interested in?



n=43

Bus pass or help to get around,” “scooter,” “help with school,” and “comfy/emotional/mental health something” were the other responses.

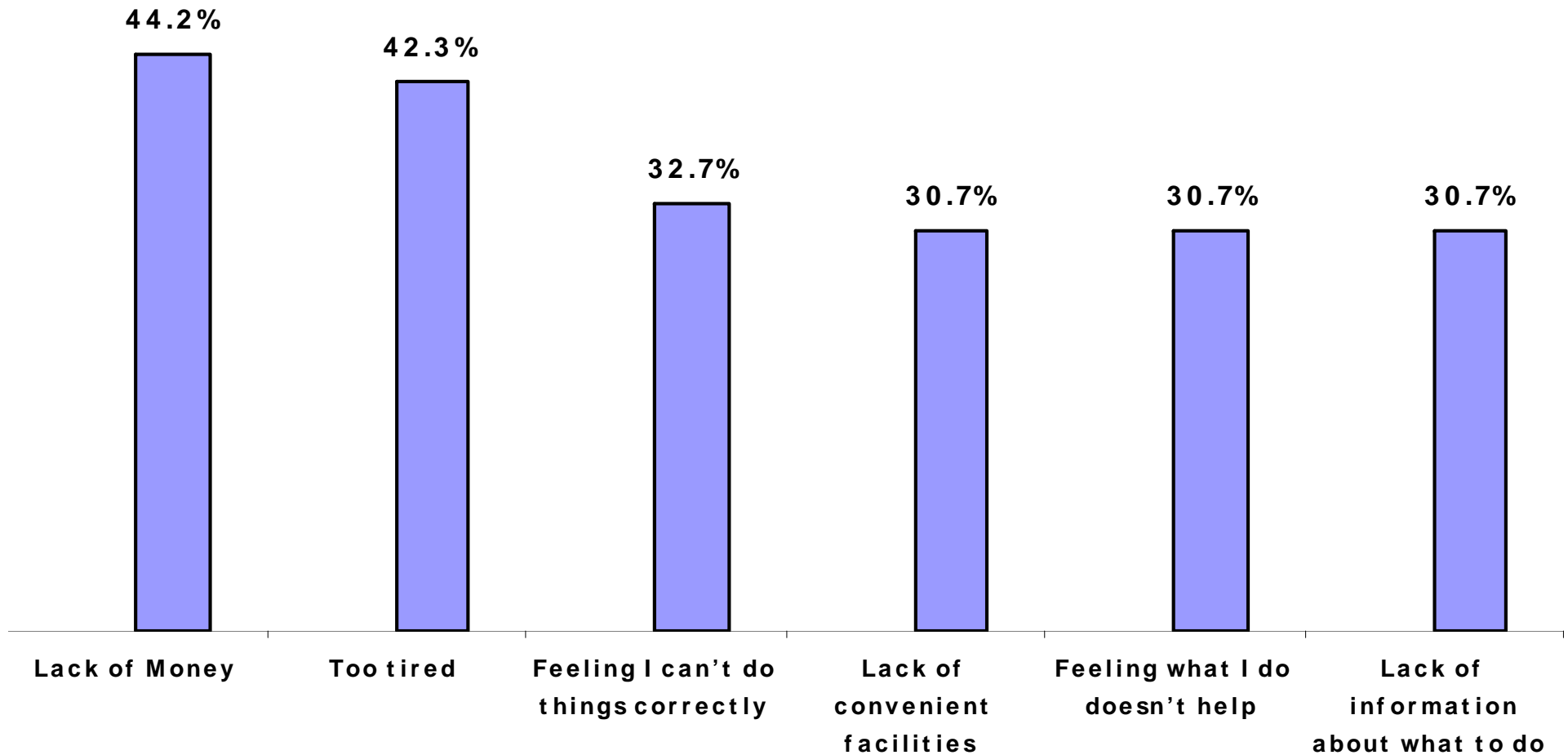

What health promotion information would you be interested in?



n=46

“Anything for the holidays,” “exercise for teens,” “Info on medical procedures,” and “more on emotional/mental health services” were the other responses that were given.

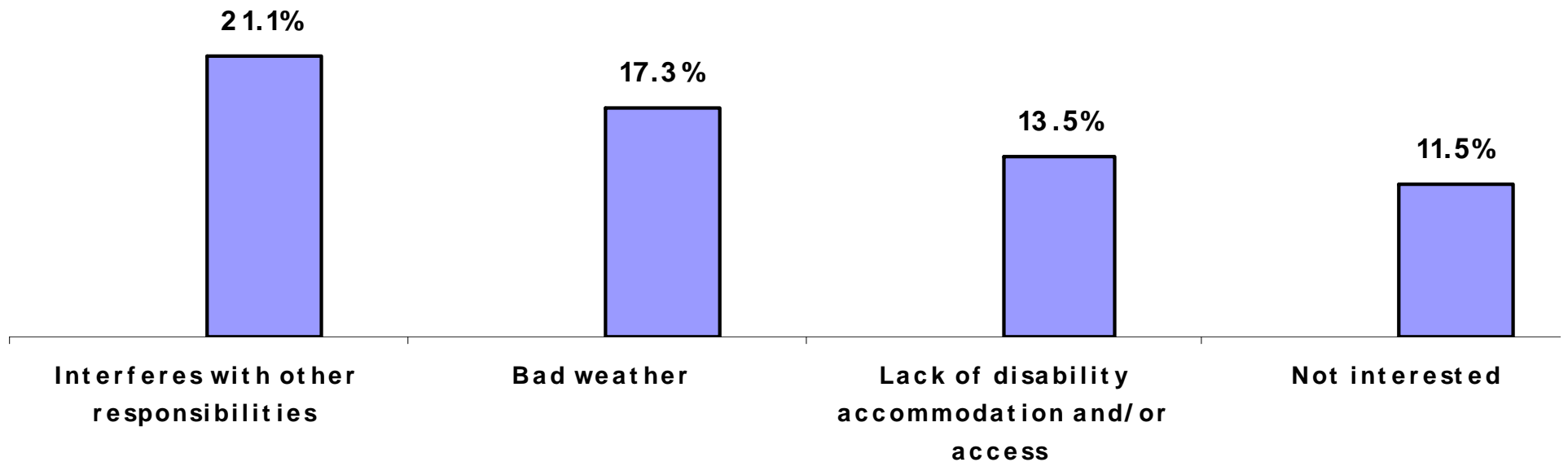

Most Commonly Sited Barriers to Taking Care of Health



n=52

Based on tool developed by Becker, Stuifbergen, Sands, 1990


Least Commonly Sited Barriers to Taking Care of Health



n=52


Based on tool developed by Becker, Stuifbergen, Sands, 1990

Summary of Survey Findings




- Respondents wanted more information from their health care providers about treatments for specific conditions and on information about prevention and general health.
- Respondents were interested in wide array of health promotion activities and supports including help with stress reduction, cooking classes, help finding employment, and resource information.
- Lack of money was the most commonly sited barrier to taking care of health.

What the Literature Says




- Health promotion interventions for people with disabilities need to address personal and social determinants of health and include the promotion of opportunity.
- Examples of the promotion of opportunity include:
 - Job training programs that can promote independence and economic self-sufficiency.
 - Accessible public transportation that can promote opportunity towards full participation in community life.

Summary of Survey Findings



- The majority of respondents were satisfied with the information and treatment they are currently receiving, and would like to get even more from their doctors, social services and case managers.
- Respondents were eager to participate in future planning activities and getting together with other people to participate in health promotion activities.


What the Literature Says




- Health promotion strategies, for people with disabilities, need to be incorporated into both clinical practice and in community-wide efforts.
- People with disabilities and their advocates can and do play a major role in designing and implementing health promotion programs aimed at improving overall health and at promoting opportunity.

In Conclusion

These findings highlight an opportunity to collaborate between public health, people with disabilities, and their providers to develop health promotion efforts.




References



- **Becker, H, Stuifbergen, A** Sands, D. Development of a Scale to Measure Barriers to Health Promotion Activities Among Persons with Disabilities. *American Journal of Health Promotion*. 1990;5(6):449-454.
- **Hogan, A, McLellan, L,** Bauman, A. Health promotion needs of young people with disabilities – a population study. *Disability and Rehabilitation*. 2000;22(8):352-357.
- **Marmot, M,** Social determinants of health: from observation to policy. *Med J Aust*. 2000 Apr 17;172(8):379-82
- **Patrick, D.** Rethinking Prevention for People with Disabilities Part 1: A conceptual Model for Promotion Health. *American Journal of Health Promotion*. 1997;11(4):257-260.
- **Patrick, D,** Richardson, M, Starks, H, Rose, M, Kinne, S. Rethinking Prevention for People with Disabilities Part II: A Framework for Designing Interventions. *American Journal of Health Promotion* 1997;11(4):261-263.
- **Rimmer, J,** Braddock, D. Health Promotion for People with Physical, Cognitive, and Sensory Disabilities: An Emerging National Priority. *American Journal of Health Promotion* 2002;15(4):220-224.
- **Rimmer, J,** Riley, B, Rubin, S. A New Measure for Assessing the Physical Activity Behaviors of Persons with Disabilities and Chronic Health Conditions: The Physical Activity and Disability Survey. *American Journal of Health Promotion* 2001;16(1):34-45

Contact Information



Christine Sorvari
Sharon Vance

Multnomah County Health Department
Health Assessment and Evaluation
426 SW Stark Ave 9th Floor
Portland, Oregon 97204
(503) 988-3663 ext.29054

Christine.e.sorvari@co.multnomah.or.us