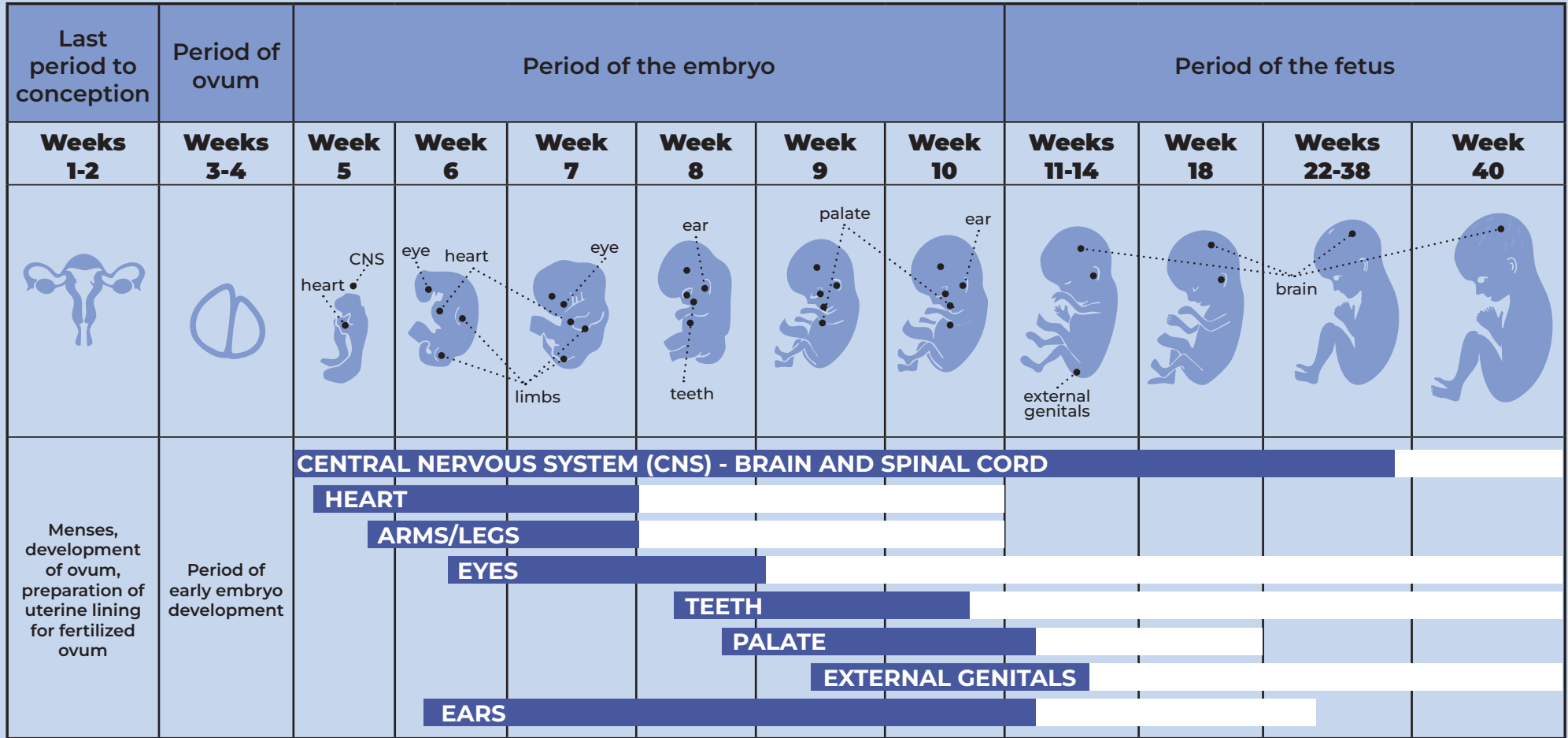





FETAL DEVELOPMENTAL CHART

THIS CHART SHOWS VULNERABILITY OF THE FETUS TO DEFECTS THROUGHOUT 40 WEEKS OF PREGNANCY.



-  PERIOD OF DEVELOPMENT WHEN MAJOR DEFECTS IN BODILY STRUCTURE CAN OCCUR
-  PERIOD OF DEVELOPMENT WHEN MAJOR FUNCTIONAL DEFECTS AND MINOR STRUCTURAL DEFECTS CAN OCCUR
-  MOST COMMON SITE OF BIRTH DEFECTS

Source: Alaska Center for FASD, <https://letstalkfasdak.org/> - Adapted from Moore, 1993 and the National Organization on Fetal alcohol Syndrome (NOFAS) 2009.
 *This fetal chart shows the 38 weeks of pregnancy. Since it is difficult to know exactly when conception occurs, medical providers calculate a woman's due date 40 weeks from the start of her last menstrual cycle.

For more information



We're here to support. *Every step, every story.*