


Survey of Local Health Department Job Losses and Program Cuts



The National Association of County and City Health Officials (NACCHO) surveyed a sample of local health departments (LHDs) nationwide in the months of July and August 2009 to measure the impact of current economic conditions on LHDs' budgets, workforce, and programs.

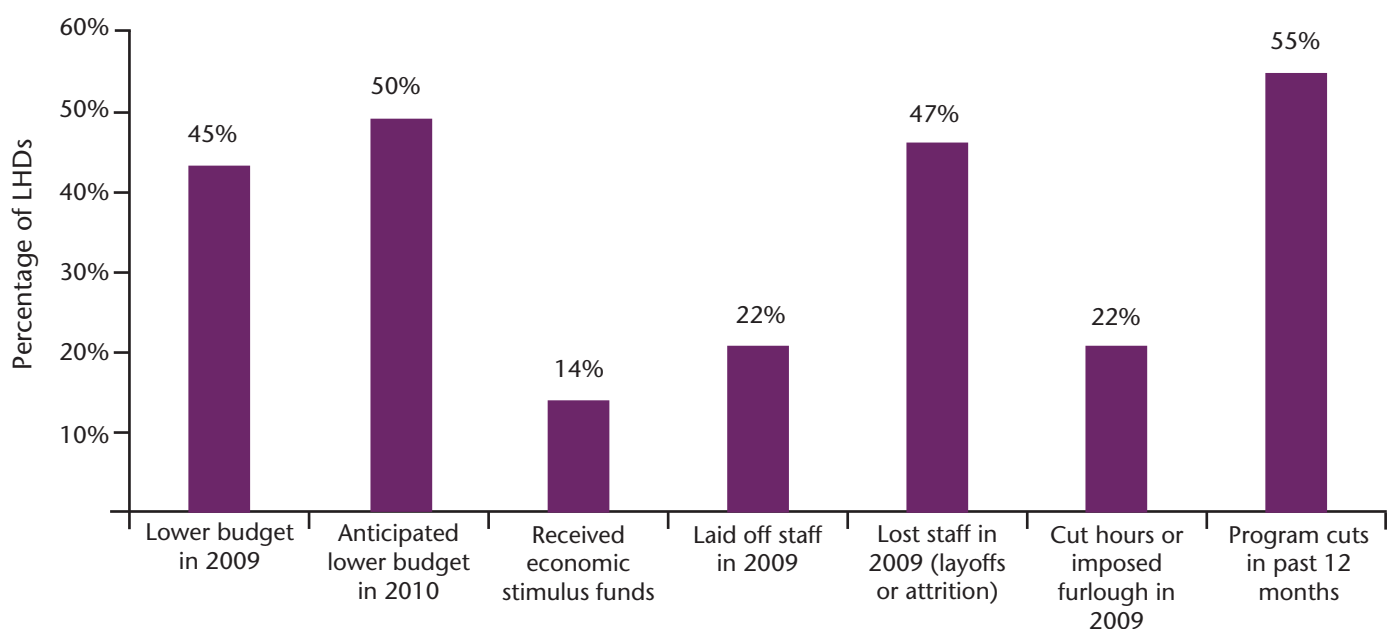
JOB LOSSES ARE ACCELERATING

A previous NACCHO survey documented the loss of 7,000 LHD jobs in 2008. Job losses occurred at a higher rate in the first half of 2009. LHDs lost approximately 8,000 staff positions in this six-month time period. An additional 12,000 LHD employees were subjected to reduced hours or mandatory furloughs (Figure 1). Nearly half of LHDs either laid off employees or lost them through attrition and have been unable to replace them due to budget limitations (Figure 2). In 14 states, over 75 percent of LHDs lost staff positions due to layoffs or attrition (Figure 3).

Figure 1: Estimated Number of LHD Jobs Lost and Positions with Hours Reduced for January to June 2009

	Number of People	Percentage of LHDs affected
Layoffs	3,000	22%
Attrition	5,000	39%
Layoffs and Attrition	8,000	47%
Hours Cut	3,000	19%
Mandatory Furlough	9,000	7%
Hours Cut and Mandatory Furlough	12,000	22%
Total Affected Staff	20,000	51%

Figure 2: Budget, Staff, and Program Cuts at LHDs



BUDGET CUTS ARE REDUCING PUBLIC HEALTH SERVICES

Over the past 12 months, 55 percent of LHDs have made cuts to important public health programs, such as maternal and child health, environmental health, and emergency preparedness (Figure 2). In 15 states, more than 75 percent of LHDs cut programs for budgetary reasons (Figure 4). Few LHDs (14%) have received funding to date from the American Reinvestment and Recovery Act (Figure 2).

Figure 3: Percentage of LHDs that Lost Staff Due to Layoffs or Attrition from January 1 to June 30, 2009

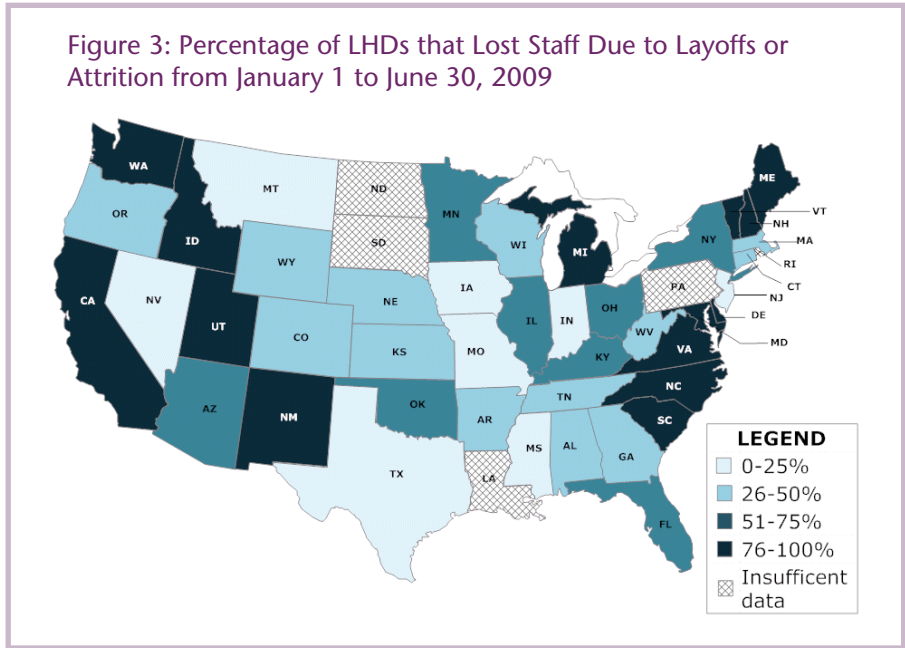
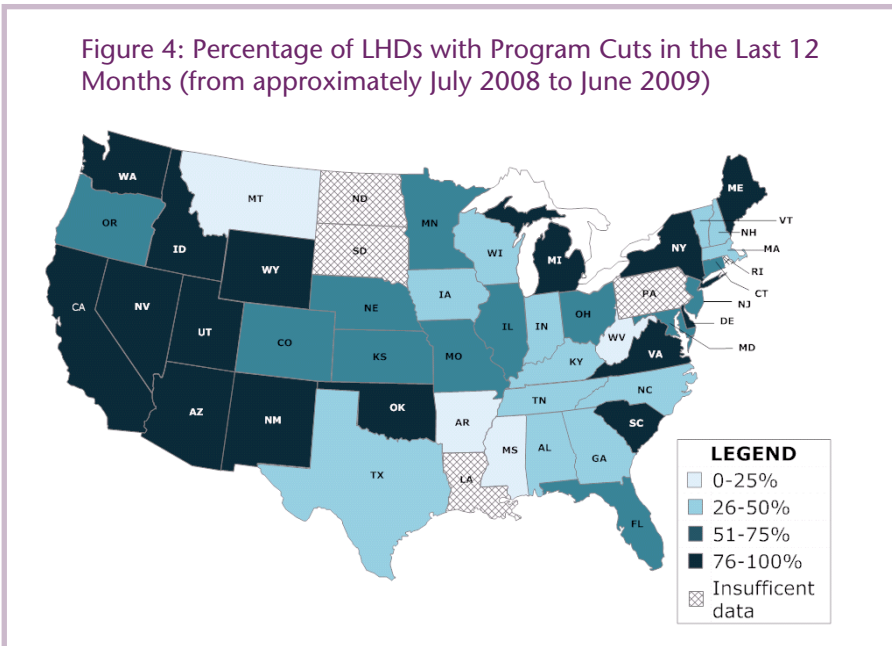


Figure 4: Percentage of LHDs with Program Cuts in the Last 12 Months (from approximately July 2008 to June 2009)



METHODOLOGY

In the months of July and August 2009, NACCHO surveyed 990 LHDs. These LHDs were selected as part of a statistically random sample, designed to provide both national and state-level estimates. A total of 623 LHDs distributed across 48 states responded, for a response rate of 63 percent. All statistics reported were developed using appropriate weights to account for both sampling and non-response.

ACKNOWLEDGMENTS

This document was made possible through the support of the Centers for Disease Control and Prevention Cooperative Agreement U38/HM000449-01. NACCHO is grateful for this support.



NACCHO is the national organization representing local health departments. NACCHO supports efforts that protect and improve the health of all people and all communities by promoting national policy, developing resources and programs, seeking health equity, and supporting effective local public health practice and systems.

1100 17th St, NW, 2nd Floor Washington, DC 20036
 P (202) 783 5550 F (202) 783 1583